

FORMO417 - LAMPS WITH BICONVEX LENS AND FLUORESCENT BULB 3+7,5DT



GENERAL DESCRIPTION

Lamp with small 3+7,5dt bifocal lens without base. Projector with magnifying biconvex lens in optical glass complete with a 22W fluorescent bulb, protected by a light-breaking screen. With 24V electronic feeder, feeding cable and plug.

FORMO419 - LAMP WITH BICONVEX LENS WITHOUT BASE 3DT 1350H



GENERAL DESCRIPTION

Lamp with large 3dt round lens without base. Projector with magnifying biconvex lens in optical glass complete with a 22W fluorescent bulb, protected by a light-breaking screen. With 24V electronic feeder, feeding cable and plug.

FORMO425 - LAMP WITH BICONVEX LENS WITHOUT BASE 3+7,5DT 1350H



GENERAL DESCRIPTION

Lamp with large 3+7,5dt bifocal lens without base. Projector with magnifying biconvex lens in optical glass complete with a 22W fluorescent bulb, protected by a lightbreaking screen. With 24V electronic feeder, feeding cable and plug.

FORMO420 - STANDARD LIGHT LAMP 1100H



GENERAL DESCRIPTION

Simple light lamp without base. E27 porcelain lamp socket. Balance switch. With feeding cable and plug.

FORMO421 - HALOGEN LAMP WITHOUT BASE



GENERAL DESCRIPTION

Lamp socket for dichroic halogen lamp without base. Balance switch. Double cooling chamber projector. WHITE

FORMO423 - 640H LAMP SOCKET FOR DICHROIC HALOGEN LAMP COMPLETE WITH TABLE BASE



GENERAL DESCRIPTION

Balance switch. Double cooling chamber projector.

FORMO325 - GYNEAC.COUCH W/2 ARTICUL.180X60X78



GENERAL DESCRIPTION

Fully adjustable head and leg section. Top is upholstered and covered with washable, flame retardant plastic material. Made of chrome plated steel tube. Complete with stainless steel Ø32cm bowl and two adjustable knee molded crutches.

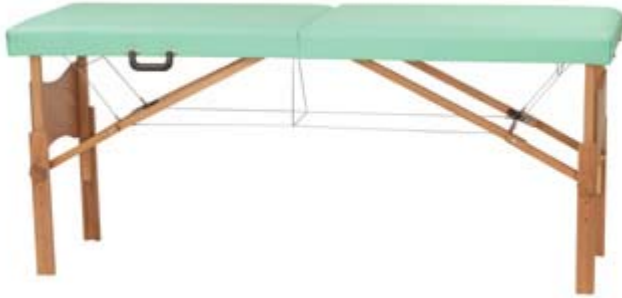
FORMO327 - SQUARE GYNECOL.COUCH W/2 ARTIC.180X60X78



GENERAL DESCRIPTION

Fully adjustable head and leg section. Top is upholstered and covered with washable, flame retardant plastic material. Constructed from chrome plated steel square tubes.

FORM0740 - CASE FOLDABLE WOOD BED HEIGHT ADJUSTABLE CM182X60X80/60H - 15KG



GENERAL DESCRIPTION

Folding and transportable bed with 2 sections in light green. Multilayer wood top with support slats. D 25 density foam rubber stuffing. Washable and self-extinguishing synthetic leather cover. Height adjustable from a minimum of 60cm to a maximum of 80cm. Baja walnut legs plus steel tie-rod. Different dimensions, colours and facial hole on request.



FORMO396 - FOLDING STEEL BED CM170X61X72H



GENERAL DESCRIPTION

Foldable, one articulated joint bed. Chromium plated steel square tubes. Upholstered cushions covered with washable material. With case for transport.

TECHNICAL FEATURES

Cm 170x61x72h. Available Blue, Black White

DOCUMENTS

Not available

FORMO730 - CASE FOLDABLE WOOD BED 2 SECTIONS



GENERAL DESCRIPTION

Foldable bed 2 sections,
Multilayer flats with reinforced
bars. Baja walnut legs. Upon
nrequest different sizes and
hole for face



TECHNICAL FEATURES

Cm 182x56x75h 13Kg.

DOCUMENTS

Not available

FORMO735 - CASE FOLDABLE WOOD BED W/ADJ.HEAD REST



GENERAL DESCRIPTION

2 sections foldable bed,
Adjustable head rest.
Multilayer wood cushions with
support bars. Baja walnut
legs. Upon request different
sizes and hole for face



FORMO310 - PHYSIOTHERAPY COUCH 180X75X78 W/ARTICUL.



GENERAL DESCRIPTION

Manufactured from 18//10 stainless STEEL. Push handle. Mounted on Ø80mm wheels.

TECHNICAL FEATURES

Chromium plated steel tube. With double tube at the base.

DOCUMENTS

Not available

FORMO314 - WHITE ENAMELLED EXAMIN. COUCH W/ARTICUL.



GENERAL DESCRIPTION

Manufactured from 18//10 stainless STEEL. Push handle. Mounted on Ø80mm wheels.

TECHNICAL FEATURES

Cm 180x60x78h White, with enameled steel tube

DOCUMENTS

Not available

FORMO315 - CHROMIUM-PLATED EXAMINATION COUCH W/ARTICUL.



GENERAL DESCRIPTION

Manufactured from 18//10 stainless STEEL. Push handle. Mounted on Ø80mm wheels.

TECHNICAL FEATURES

Cm 180x60x78h White or Black. Chromium plated steel tube.

DOCUMENTS

Not available

FORMO321 - EXAM.COUCH W/2 ARTICUL.180X60X78



GENERAL DESCRIPTION

Fully adjustable head and leg section. Top is upholstered and covered with washable flame retardant plastic material. Made of chromium plated steel tube.

TECHNICAL FEATURES

CM 180x60x70h White or Black

FORMO201 - WARD TROLLEY W/O GUARD RAILS CM60X40X80H



GENERAL DESCRIPTION

Aluminium alloy frame. Two 18 mm laminated plastic shelves. Mounted on 80mm wheels.

TECHNICAL FEATURES

Without guard rails CM 60x40x80H

D

FORMO202 - WARD TROLLEY W/O GUARD RAILS CM70X50X80H



GENERAL DESCRIPTION

Aluminium alloy frame. Two 18 mm laminated plastic shelves. Mounted on 80mm wheels.

TECHNICAL FEATURES

Without guard rails CM 70x50x80H

FORMO203 - WARD TROLLEY W/O GUARD RAILS CM90X60X80H



GENERAL DESCRIPTION

Aluminium alloy frame. Two 18 mm laminated plastic shelves. Mounted on 80mm wheels.

TECHNICAL FEATURES

Without guard rails CM 90x60x80H

FORMO210 - 2 SHELVES EQUIPPED WARD TROLLEY 90X60X80H



GENERAL DESCRIPTION

Aluminium alloy frame. Two 18mm bilaminated plastic shelves. Mounted on 80mm castors. Complete of bottle rack, rectangular waste bin and Ø32mm bowl cm90x60x80h

TECHNICAL FEATURES

Without guard rails

FORMO221 - WARD TROLLEY W/GUARDRAILS CM60X40X80H



GENERAL DESCRIPTION

Aluminium alloy frame. Two 18 mm laminated plastic shelves. Mounted on 80mm wheels.

TECHNICAL FEATURES

With guard rails CM 60x40x80H

FORMO222 - WARD TROLLEY W/GUARD RAILS CM70X50X80H



GENERAL DESCRIPTION

Aluminium alloy frame. Two 18 mm laminated plastic shelves. Mounted on 80mm wheels.

TECHNICAL FEATURES

With guard rails CM 70x50x80H

FORMO223 - WARD TROLLEY W/GUARD RAILS CM90X60X80H



GENERAL DESCRIPTION

Aluminium alloy frame. Two 18 mm laminated plastic shelves. Mounted on 80mm wheels.

TECHNICAL FEATURES

With guard rails CM 90x60x80H

FORMO234 - DEMOUNT.WARD TROLLEY 2 SHELVES 70X50X80H



GENERAL DESCRIPTION

Manufactured from 18//10 stainless STEEL. Push handle. Mounted on Ø80mm wheels.

TECHNICAL FEATURES

Two shelves CM 70x50x80H

FORMO235 - DEMOUNT.WARD TROLLEY 2 SHELVES 90X60X80



GENERAL DESCRIPTION

Manufactured from 18//10 stainless STEEL. Push handle. Mounted on Ø80mm wheels.

TECHNICAL FEATURES

Two shelves CM 90x60x80H

FORMO221 - WARD TROLLEY W/GUARDRAILS CM60X40X80H



GENERAL DESCRIPTION

Aluminium alloy frame. Two 18 mm laminated plastic shelves. Mounted on 80mm wheels.

TECHNICAL FEATURES

With guard rails CM 60x40x80H

FORMO621 - SINGLE BOWL STAND W/ONE BOWL DIAM. CM32



GENERAL DESCRIPTION

Made of aluminium alloy tubes, 5 spoke plastic base on Ø50mm wheels. Single bowl stand with bowl. Manufactured from 18/10 pressed stainless steel, Ø32cm bowl.

TECHNICAL FEATURES

Not available

DOCUMENTS

Not available

FORMO622 - DOUBLE BOWL STAND W/TWO BOWLS DIAM.CM32



GENERAL DESCRIPTION

Made of aluminium alloy tubes, 5 spoke plastic base on Ø50mm wheels. Double bowl stand with bowls Manufactured from 18/10 pressed stainless steel, Ø32cm bowl.

FORMO491 - SOILED LINEN TROLLEY W/ONE REMOVABLE BAG



GENERAL DESCRIPTION

Soiled linen trolley with one removable bag Ø46x95h.
Aluminium alloy frame.
Mounted on 80mm wheels

FORMO492 - SOILED LINEN TROLLEY W/TWO REMOVAB.BAGS



GENERAL DESCRIPTION

Soiled linen trolley with two removable bags Ø46x95h.
Aluminium alloy frame.
Mounted on 80mm wheels



Cod. MO627
WASTE BIN MADE OF ENAMELLED STEEL 14 LT



Cod. MO628
STAINLESS STEEL WASTE BIN 14 L



Cod. MO630
S/S WASTE BIN 20 LT.W/BAGS DISPENSER

FORMO111 - ONE GLASS DOOR CABINET



GENERAL DESCRIPTION

Manufactured from enamelled sheet-steel. Lockable glass doors. Adjustable shelves in stainless steel

TECHNICAL FEATURES

Cm 53x36x144h One glass doors.

DOCUMENTS

Not available

FORMO115 - TWO GLASS DOORS CABINET CM 75X38X169 H

GENERAL DESCRIPTION

Manufactured from enamelled sheet-steel. Lockable glass doors. Adjustable shelves in stainless steel

TECHNICAL FEATURES

Cm 75x38x169h Two glass door.

FORMO121 - FOUR GLASS DOORS CABINET CM 75X38X169 H



GENERAL DESCRIPTION

Manufactured from enamelled sheet-steel. Lockable glass doors. Adjustable shelves in stainless steel

TECHNICAL FEATURES

Cm 75x38x169h. Two glass doors and two steel doors.

FORM0131 - 4 GLASS SLIDING DOORS CABINET 80X38X193



GENERAL DESCRIPTION

Manufactured from enamelled sheet-steel. Lockable Sliding glass doors and sheet steel locking doors. Adjustable shelves in stainless steel.

TECHNICAL FEATURES

Cm 80x37x193h Four glass sliding doors.

**FORMO135 - 2 SLIDING GLASS DOORS AND 2 WING STEEL DOORS CABINET
CM80X37X193H**



GENERAL DESCRIPTION

Manufactured from enamelled sheet-steel. Lockable Sliding glass doors and sheet steel locking doors. Adjustable shelves in stainless steel.

TECHNICAL FEATURES

Cm 80x37x193h Two sliding glass doors and two steel doors.

Furniture / Wood desks



Cod. FORMO521
PLATED DESK W/2 DRAWERS 120X70X80



Cod. FORMO522
PLATED DESK W/3 DRAWERS MM120X70X80H



Cod. FORMO525
ENAMELLED DESK W/2 DRAWERS 120X70X80



Cod. FORMO526
ENAMELLED DESK W/3 DRAWERS 120X70X80

Furniture / Wood ward screens

Cod. FORMO411
WARD SCREEN 3 PANELS STANDARD 150X170H



Cod. FORMO415
WARD SCREEN 4 PANELS STANDARD 200X170H



Cod. FORMO760
3 MDF PANELS WOOD WARD SCREEN 170X162



Cod. FORMO765
3 COTTON PANELS WOOD WARD SCREEN 170X192

Furniture / Mounting steps



Cod. FORMO481
ONE MOUNTING STEP 38X20X18 H



Cod. FORMO482
TWO MOUNTING STEPS 38X47X42 H



Cod. FORMO781
ONE STEP WOOD MOUNTING STEP



Cod. FORMO782
TWO STEPS WOOD MOUNTING STEP

Furniture / Revolving stools

Cod. FORMO471
TURNING S/S SEAT W/O WHEELS



Cod. FORMO472
TURNING S/S SEAT W/WHEELS



Cod. FORMO475
TURNING UPHOLSTERED SEAT W/O WHEELS

Cod. FORMO476
TURNING UPHOLSTERED SEAT W/WHEELS



Cod. FORMO477
UPHOLST.SEAT W/WHEELS GAS ADJUST.HEIGHT

Furniture / Medical surgery wood furnishing



Cod. FORMO726
WOODEN BED FOR PHYSIOTHERAPY CM189X62X76H 36KG




Cod. FORMO710
PHYSIOTHERAPY WOODEN BED 189X75X78H



Cod. FORMO715
CARDIOLOGY WOODEN BED 189X75X78H



Cod. FORMO720
PHYSIOTH.3 SECTIONS WOODEN BED 189X75X78



Cod. FORMO728
ROLL HOLDER FOR WOODEN BEDS

Furniture / Medical surgery wood furnishing



Cod. FORMO751
ONE-DOOR WOODEN DISPLAY CABINET CM34X55X156H



Cod. FORMO752
TWO GLASS DOORS WOODEN CABINET CM80X38X176H



Cod. FORMO754
FOUR GLASS DOORS WOOD.CABINET 80X38X176H



Cod. FORMO770
WOOD DESK WITH TWO DRAWERS 120X70X78H

Cod. FORMO774
WOOD DESK WITH FOUR DRAWERS 160X80X78H

Furniture / Wall type x-ray film viewers



Cod. FORMO631
WALL TYPE X-RAY FILM VIEWER CM 40X43



Cod. FORMO632
WALL TYPE X-RAY FILM VIEWER CM 80X43



Cod. FORMO634
WALL TYPE X-RAY FILM VIEWER CM 120X43



Cod. FORMO635
WALL TYPE X-RAY FILM VIEWER CM 160X43



Cod. FORMO638
WALL TYPE X-RAY FILM VIEWER VERTICAL CM 120X43

Furniture / I.V Stands



Cod. FORMO431
I.V STAND W/O WHEELS



Cod. FORMO432
I.V STAND WITH WHEELS



Cod. FORMO433
I.V STAND W/4 PLASTIC HOOKS & W/O WHEELS



Cod. FORMO434
I.V STAND W/COLORED WHEELS AND HOOKS

Furniture / Accessories for lamps



Cod. FORMO429
FIVE FOOT BASE WITH WHEELS FIXED BRACKET



Cod. FORMO430
FIVE FOOT BASE W/WHEELS TELESC.BRACKET

Cod. FORMO4310
ALUMINIUM TABLE CLAMP




Cod. FORMO4320
WALL OR TABLE MOUNT



Cod. FORMO4330
TABLE BASE DIAMETER 250MM

Stainless steel / Accessories for containers



Cod. FORTXR242
CM19X16H FIBRE FILTER



Cod. FORTXR271
DISPOSABLE PAPER LABEL WITH CHEMICAL INDICATOR 250PZ



Cod. FORTXR278
SEALS 250PCS

Stainless steel / Syringe boxes



Cod. FORTX277
3 CC SYRINGES BOX 105X25X26H



Cod. FORTX278
5 CC SYRINGES BOX 120X38X33H



Cod. FORTX279
10 CC SYRINGES BOX 145X40X36H



Cod. FORTX280
20 CC SYRINGES BOX 160X43X41H

Stainless steel / Glass bowls



Cod. FOR TX308
GLASS BOWL WITH LID 170X120X60



Cod. FORTX309
GLASS BOWL WITH LID 220X100X50



Cod. FORTX310
GLASS BOWL WITH LID 220X140X60



Cod. FORTX311
GLASS BOWL WITH LID 270X170X60



Cod. FORTX312
GLASS BOWL WITH LID 300X180X60

Stainless steel / Glass bowls



Cod. FOR TX315
LID WITH KNOB FOR GLASS JAR 170X120



Cod. FORTX316
LID WITH KNOB FOR GLASS JAR 220X100



Cod. FORTX317
LID WITH KNOB FOR GLASS JAR 220X140



Cod. FOR TX318
LID WITH KNOB FOR GLASS JAR 270X170



Cod. FORTX319
LID WITH KNOB FOR GLASS JAR 300X180

Stainless steel / Instrument tray



Cod. FOR TX135
INSTRUMENT TRAY 21X11X5



Cod. FORFORTX136
INSTRUMENT TRAY 24X16X5



Cod. TX137
INSTRUMENT TRAY 30X18X6.5



Cod. FORTX138
INSTRUMENT TRAY 36X21X7



Cod. FORTX139
INSTRUMENT TRAY 40X23X8

Stainless steel / Kidney bowls



Cod. FORTX281
KIDNEY BOWL CM.20



Cod. FORTX282
KIDNEY BOWL CM.25



Cod. FORTX283
KIDNEY BOWL CM.28

Stainless steel / Instrument boilers



Cod. FORTX168
INSTRUMENT BOILER 180X80X40H



Cod. FORTX169
INSTRUMENT BOILER 200X100X60H



Cod. FORTX170
INSTRUMENT BOILER 220X120X60H



Cod. FORTX171
INSTRUMENT BOILER 250X120X60H



Cod. FORTX172
INSTRUMENT BOILER 300X125X60H

Stainless steel / Instrument boilers with support



Cod. FORTX191
INSTRUMENT BOILER W/SUPPORT 180X80X40H



Cod. FORTX192
INSTRUMENT BOILER W/SUPPORT 200X100X60H



Cod. FORTX193
INSTRUMENT BOILER W/SUPPORT 220X120X60H



Cod. TX194
INSTRUMENT BOILER W/SUPPORT 250X120X60H



Cod. FORTX195
INSTRUMENT BOILER W/SUPPORT 300X120X60H

Stainless steel / Boilers with lid



Cod. FORTX127C
BOILER 210X110X50MM COMPLETE WITH LID AND TRAY



Cod. FORTX127S
BOILER 210X110X50MM COMPLETE WITH LID WITHOUT TRAY



Cod. FORTX128C
BOILER 240X160X50MM COMPLETE WITH LID AND TRAY



Cod. FORTX128S
BOILER 240X160X50MM COMPLETE WITH LID WITHOUT TRAY



Cod. FORTX129C
BOILER 300X160X65MM COMPLETE WITH LID AND TRAY

Stainless steel / Aluminium perforated drums



Cod. FORTX103
ALUMINIUM PERFORATED DRUM 560X260X40H



Cod. FORTX104
ALUMINIUM PERFORATED DRUM 560X260X80H



Cod. FORTX105
ALUMINIUM PERFORATED DRUM 260X260X80H



Cod. FORTX106
ALUMINIUM PERFORATED DRUM 260X260X40H

Stainless steel / Round stainless steel drums



Cod. FORTX001
ROUND STAINLESS STEEL DRUMS MM125X80H



Cod. FORTX002
ROUND STAINLESS STEEL DRUMS MM125X100H



Cod. FORTX003
ROUND STAINLESS STEEL DRUMS MM125X125H



Cod. FORTX004
ROUND STAINLESS STEEL DRUMS MM150X80H

Stainless steel / Round stainless steel drums



Cod. FORTX006
ROUND STAINLESS STEEL DRUMS MM150X130H



Cod. FORTX007
ROUND STAINLESS STEEL DRUMS MM150X150H



Cod. FORTX008
ROUND STAINLESS STEEL DRUMS MM150X190H



Cod. FORTX009
ROUND STAINLESS STEEL DRUMS MM190X125H

Stainless steel / Round stainless steel drums



Cod. FORTX011
ROUND STAINLESS STEEL DRUMS MM190X165H



Cod. FORTX012
ROUND STAINLESS STEEL DRUMS MM190X190H



Cod. FORTX013
ROUND STAINLESS STEEL DRUMS MM190X240H



Cod. FORTX014
ROUND STAINLESS STEEL DRUMS MM190X290H

Stainless steel / Round stainless steel drums



Cod. FORTX016
ROUND STAINLESS STEEL DRUMS MM240X145H



Cod. FORTX017
ROUND STAINLESS STEEL DRUMS MM240X165H



Cod. FORTX018
ROUND STAINLESS STEEL DRUMS MM240X190H



Cod. FORTX019
ROUND STAINLESS STEEL DRUMS MM240X240H

Stainless steel / Sterilization containers 2 filter



Cod. FORTX091
STANDARDIZER 2-FILTER STERILIZING CONTAINERS CM58X27X26H



Cod. FORTX093
STANDARDIZER 2-FILTER STERILIZING CONTAINERS CM58X27X15,5H



Cod. FORTX094
STANDARDIZER 2-FILTER STERILIZING CONTAINERS CM58X27X11H



Cod. FORTX095
STANDARDIZER 2-FILTER STERILIZING CONTAINERS CM30X27X26H



Cod. FORTX096
STANDARDIZER 2-FILTER STERILIZING CONTAINERS CM30X27X19,5H

Stainless steel / I-Filter sterilizing containers



Cod. FORTX091
STANDARDIZER I-FILTER STERILIZING CONTAINERS CM58X27X26H



Cod. FORTX092
STANDARDIZER I-FILTER STERILIZING CONTAINERS CM58X27X19,5H



Cod. FOR TX092
STANDARDIZER I-FILTER STERILIZING CONTAINERS CM58X27X19,5H



Cod. FORTX093
STANDARDIZER I-FILTER STERILIZING CONTAINERS CM58X27X15,5H



Cod. FORTXR094
STANDARDIZER I-FILTER STERILIZING CONTAINERS CM58X27X11H

Stainless steel / Instruments jars



Cod. FORTX271
INSTRUMENT TRAY 150X200X25H



Cod. FORTX272
INSTRUMENT TRAY 180X260X30H



Cod. FOR TX273
INSTRUMENT TRAY 220X300X30H



Cod. FORTX274
INSTRUMENT TRAY 250X350X40H



Cod. FORTX285
THERMOMETERS JAR MM 33X80